

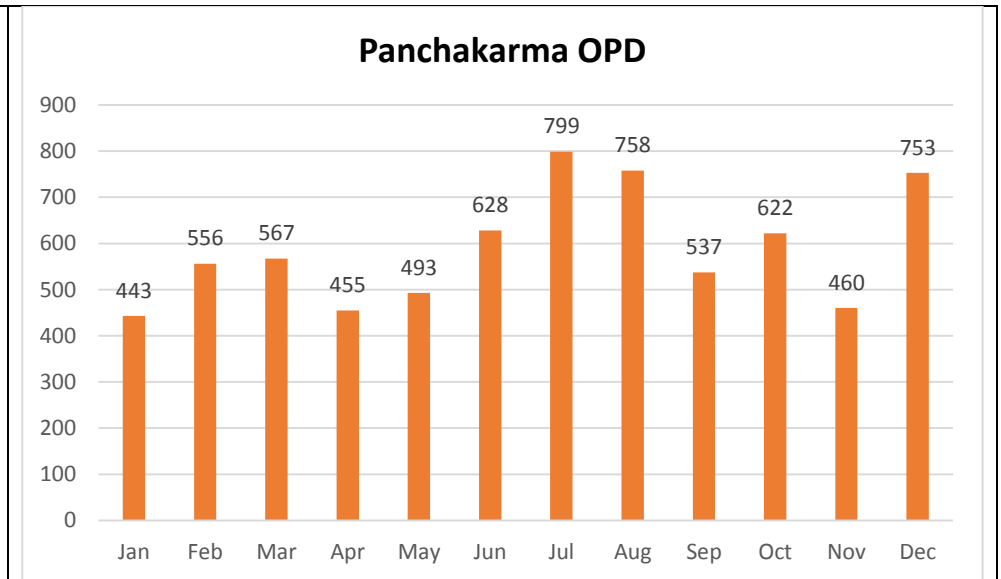
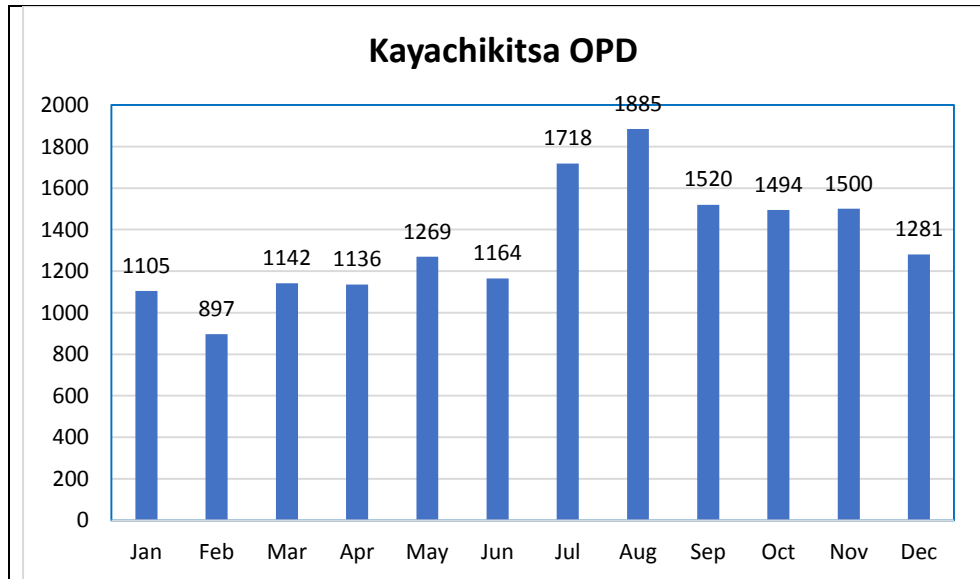
Shri Lal Bahadur Shastri Smarak Government Ayurveda College, Handia, Prayagraj, U.P.

Hospital Statistics

No. of OPD (Out Patients Department) Patients in the last calendar year (i.e.1st Jan 2024 - 31st Dec 2024)

| S.No | Departments | Jan | Feb | Mar | Apr | May | Jun | Jul | Aug | Sep | Oct | Nov | Dec | Dept. Total |
|------|-------------------------------|------|------|------|------|------|------|------|------|------|------|------|------|--------------|
| 1. | Kayachikitsa | 1105 | 897 | 1142 | 1136 | 1269 | 1164 | 1718 | 1885 | 1520 | 1494 | 1500 | 1281 | 16111 |
| 2. | Panchakarma | 443 | 556 | 567 | 455 | 493 | 628 | 799 | 758 | 537 | 622 | 460 | 753 | 7071 |
| 3. | Shalya | 174 | 182 | 126 | 155 | 196 | 470 | 719 | 692 | 546 | 450 | 305 | 725 | 4740 |
| 4. | Shalaky-Netra | 84 | 120 | 113 | 94 | 103 | 139 | 131 | 156 | 171 | 151 | 128 | 304 | 1694 |
| 5. | Shalaky Karna, Nasa and Mukha | 110 | 135 | 135 | 88 | 95 | 151 | 172 | 199 | 204 | 178 | 140 | 245 | 1852 |
| 6. | Prasuti & Stri Roga | 228 | 276 | 293 | 237 | 294 | 343 | 496 | 637 | 512 | 335 | 250 | 457 | 4358 |
| 7. | Kaumar bhrityya-Bal Roga | 252 | 315 | 213 | 219 | 266 | 521 | 705 | 730 | 619 | 543 | 430 | 747 | 5560 |
| 8. | Swastha vritta & Yoga | 381 | 430 | 543 | 431 | 287 | 139 | 479 | 567 | 588 | 586 | 431 | 698 | 5560 |
| 9. | Aatyayika(Casualty) | 13 | 16 | 15 | 14 | 18 | 13 | 15 | 17 | 09 | 24 | 23 | 23 | 200 |
| 10. | Agad-Vish Chikitsa | 00 | 00 | 00 | 00 | 00 | 00 | 00 | 00 | 00 | 00 | 00 | 101 | 101 |
| | Month Total | 2790 | 2927 | 3147 | 2829 | 3021 | 3568 | 5234 | 5641 | 4706 | 4383 | 3667 | 5334 | 47247 |

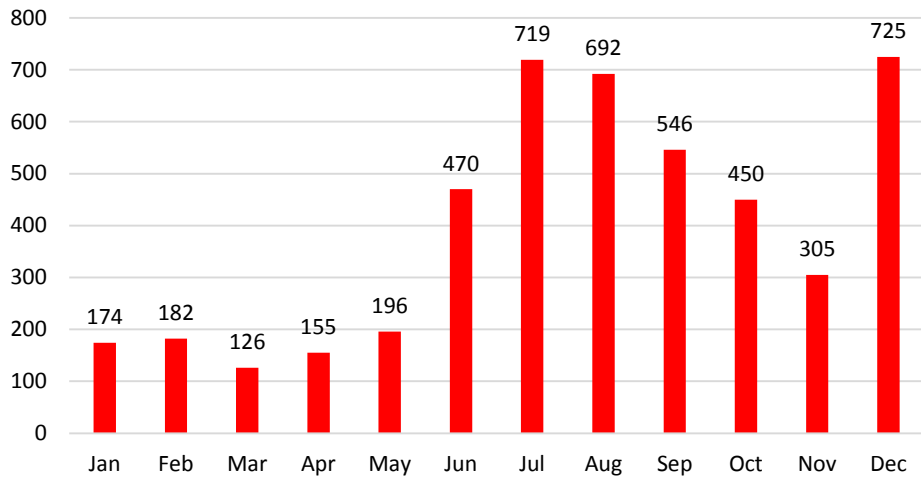
Grand Total 47247



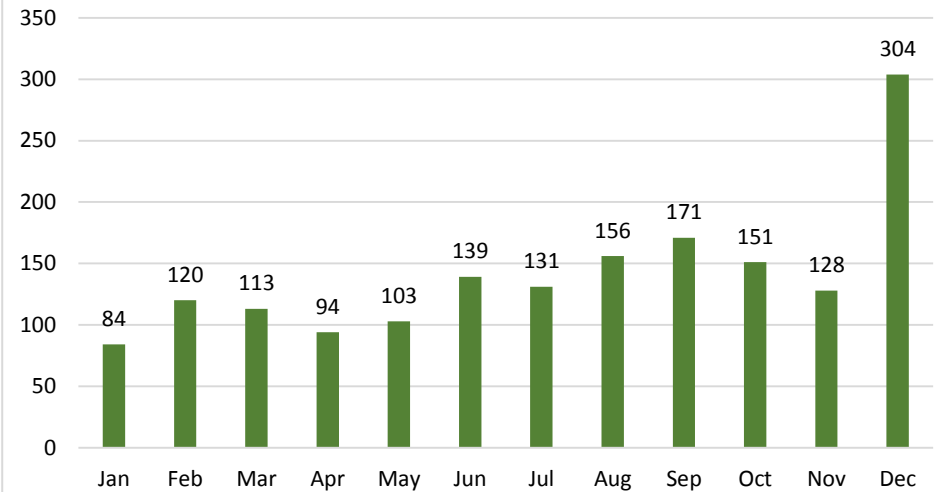
Shri Lal Bahadur Shastri Smarak Government Ayurveda College, Handia, Prayagraj, U.P.

Hospital Statistics

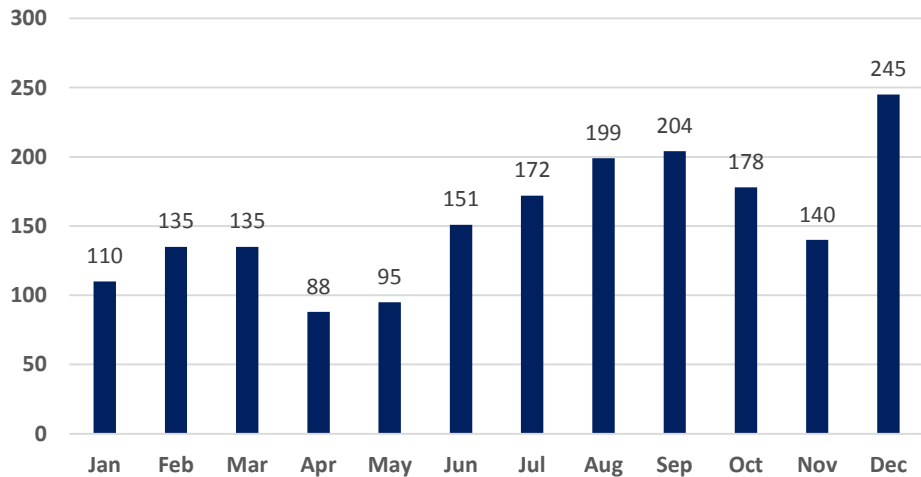
Shalya OPD



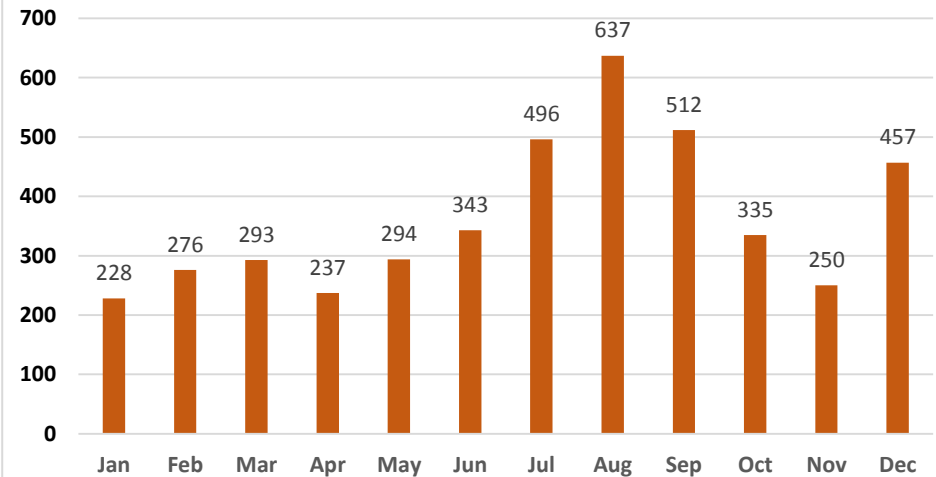
Shalaky-Netra OPD



Shalaky Karna, Nasa and Mukha OPD



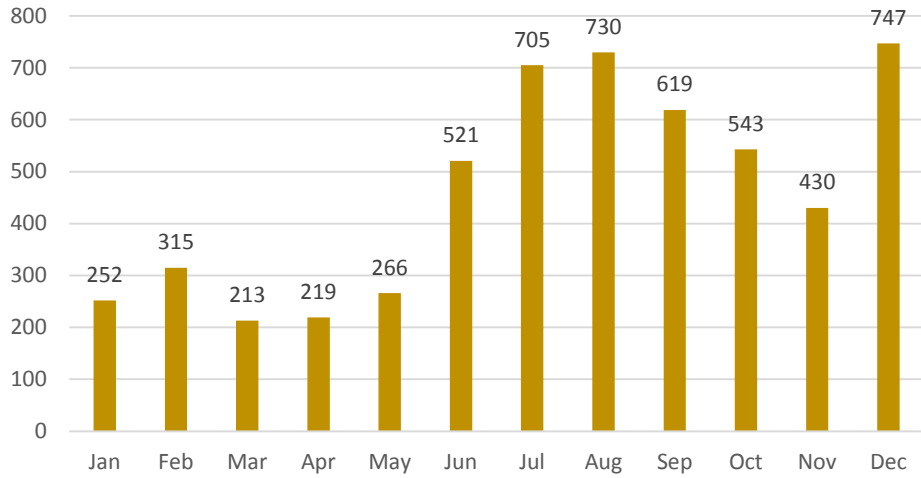
Prasuti & Stri Roga OPD



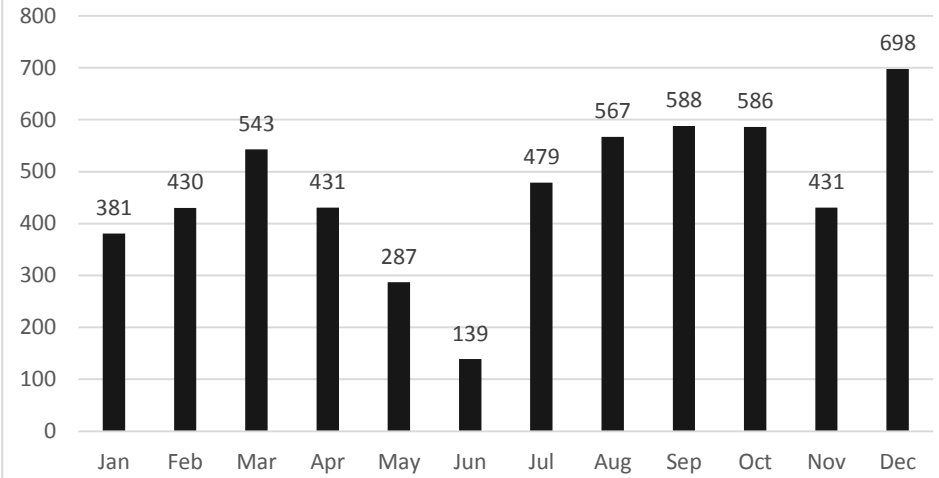
Shri Lal Bahadur Shastri Smarak Government Ayurveda College, Handia, Prayagraj, U.P.

Hospital Statistics

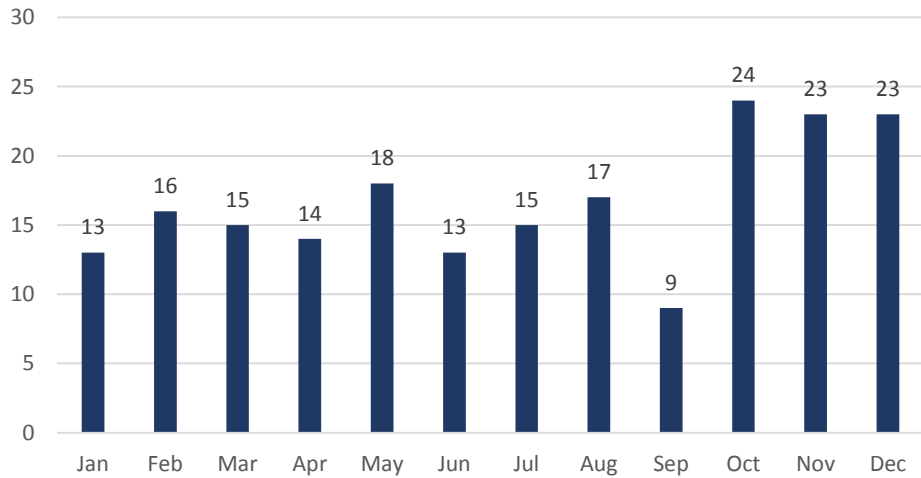
Kaumar bhrittya-Bal Roga OPD



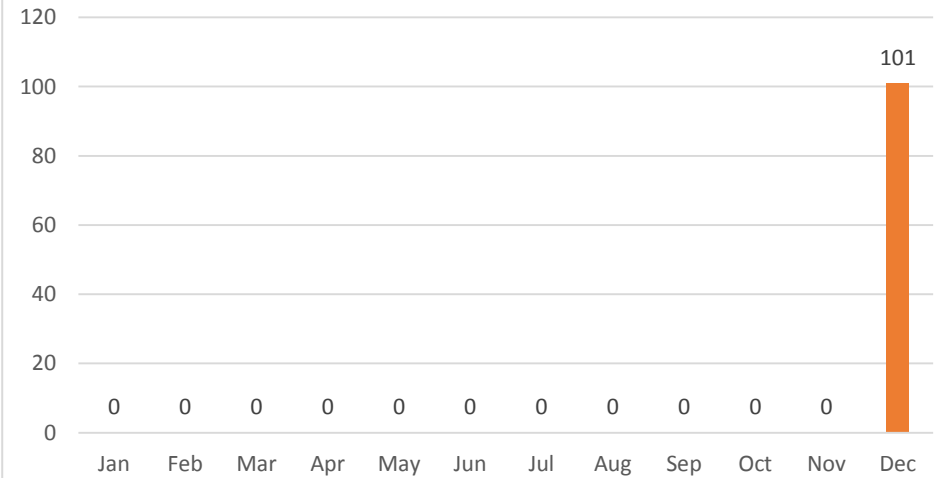
Swastha vritta & Yoga OPD



Aatyayika(Casualty) OPD



Agad-Vish Chikitsa OPD



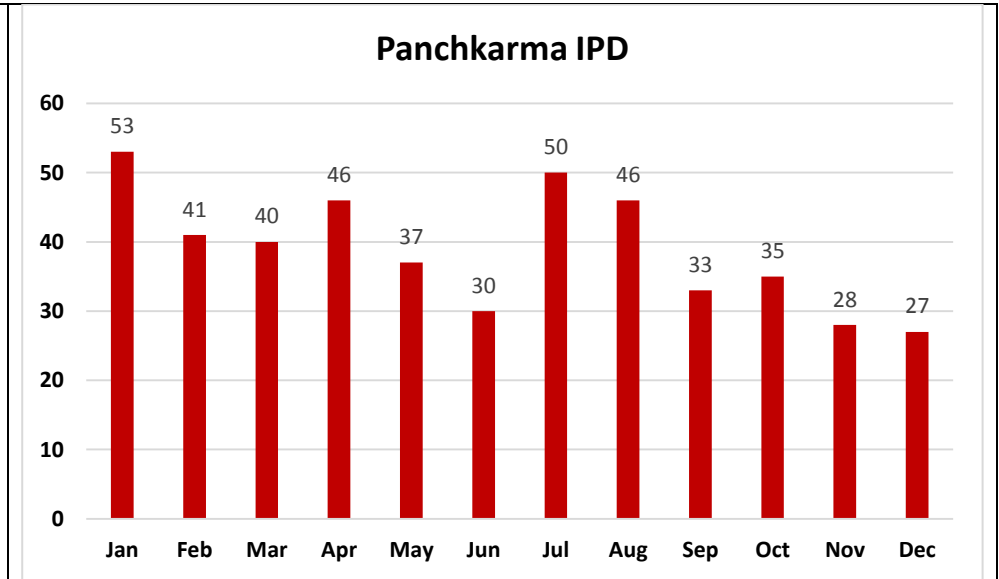
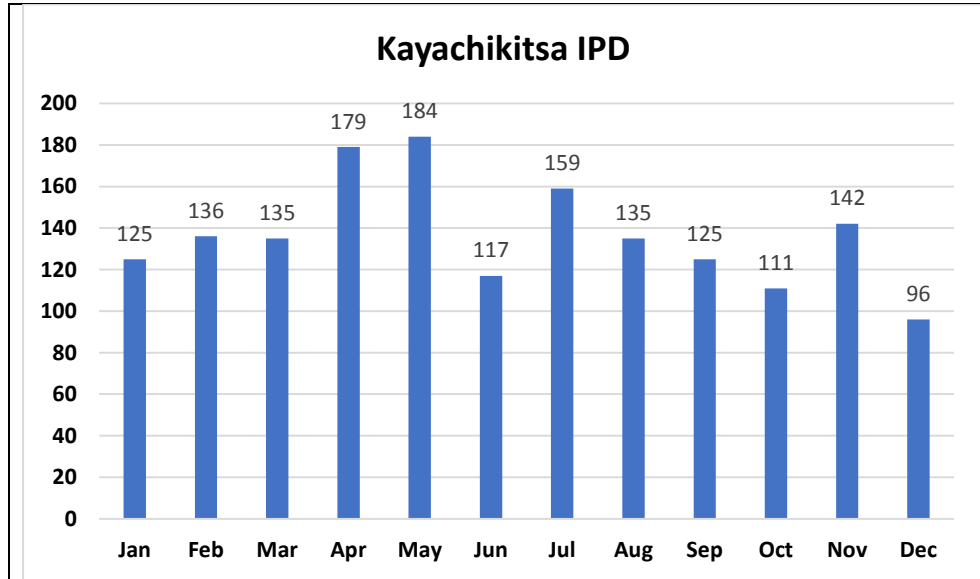
Shri Lal Bahadur Shastri Smarak Government Ayurveda College, Handia, Prayagraj, U.P.

Hospital Statistics

No. of IPD (In Patients Department) Patients in the last calendar year (i.e.1st Jan 2024 - 31st Dec 2024)

| S.No | Name of the Departments | Jan | Feb | Mar | Apr | May | Jun | Jul | Aug | Sep | Oct | Nov | Dec | Dept. Total |
|------|-------------------------|-----|-----|-----|-----|-----|-----|-----|-----|-----|-----|-----|-----|-------------|
| 1. | Kayachikitsa | 125 | 136 | 135 | 179 | 184 | 117 | 159 | 135 | 125 | 111 | 142 | 96 | 1644 |
| 2. | Panchkarma | 53 | 41 | 40 | 46 | 37 | 30 | 50 | 46 | 33 | 35 | 28 | 27 | 466 |
| 3. | Shalya | 09 | 12 | 05 | 15 | 24 | 13 | 15 | 21 | 21 | 18 | 08 | 24 | 185 |
| 4. | Shalakya | 09 | 05 | 04 | 02 | 02 | 08 | 04 | 03 | 08 | 03 | 03 | 02 | 53 |
| 5. | Prasuti & Stri Roga | 51 | 55 | 60 | 62 | 89 | 52 | 62 | 63 | 37 | 25 | 18 | 32 | 606 |
| 6. | Kaumarbhritya (Balrog) | 01 | 07 | 11 | 04 | 07 | 12 | 06 | 09 | 11 | 07 | 04 | 11 | 90 |
| 7. | Agad-Vish Chikitsa | 00 | 00 | 00 | 00 | 00 | 00 | 00 | 00 | 00 | 00 | 00 | 02 | 2 |
| | Month Total | 248 | 256 | 255 | 308 | 343 | 232 | 296 | 277 | 235 | 199 | 203 | 194 | 3046 |

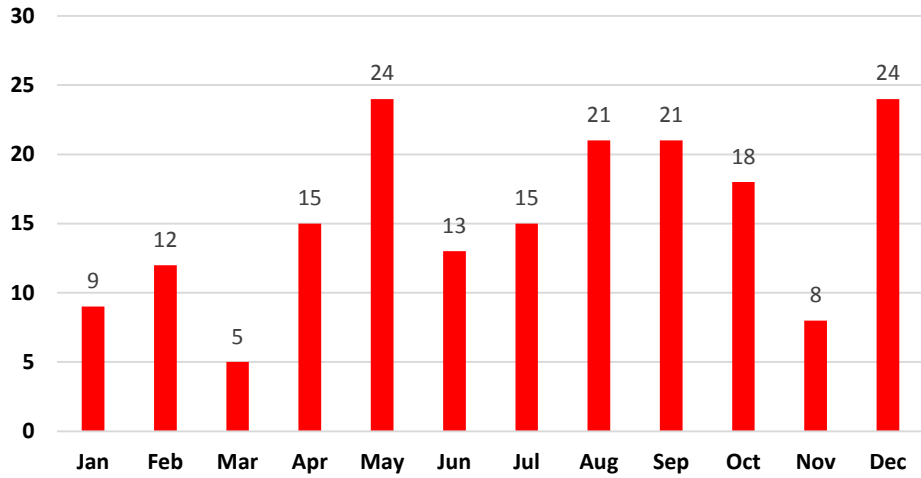
Grand Total 3046



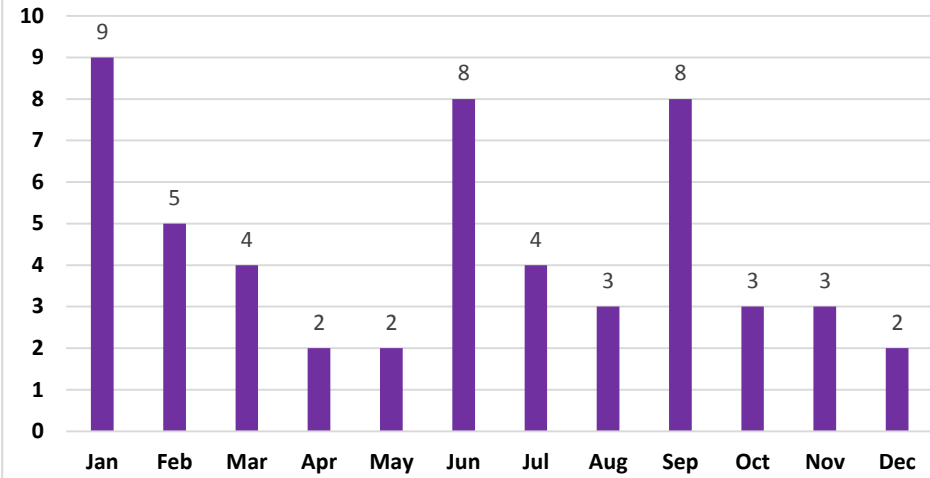
Shri Lal Bahadur Shastri Smarak Government Ayurveda College, Handia, Prayagraj, U.P.

Hospital Statistics

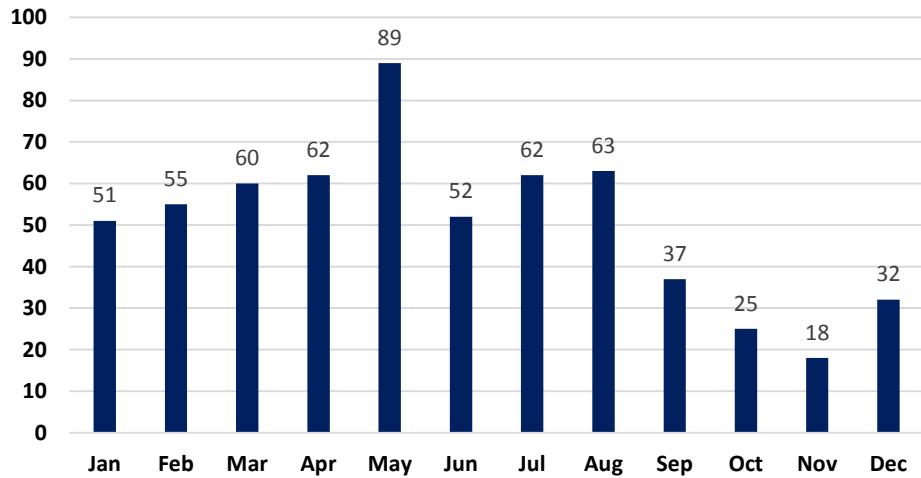
Shalya IPD



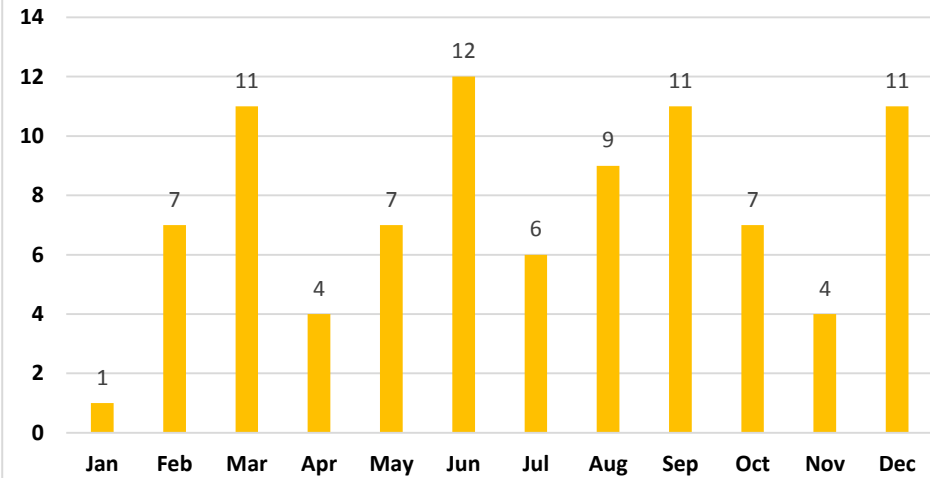
Shalaky IPD



Prasuti & Stri Roga IPD

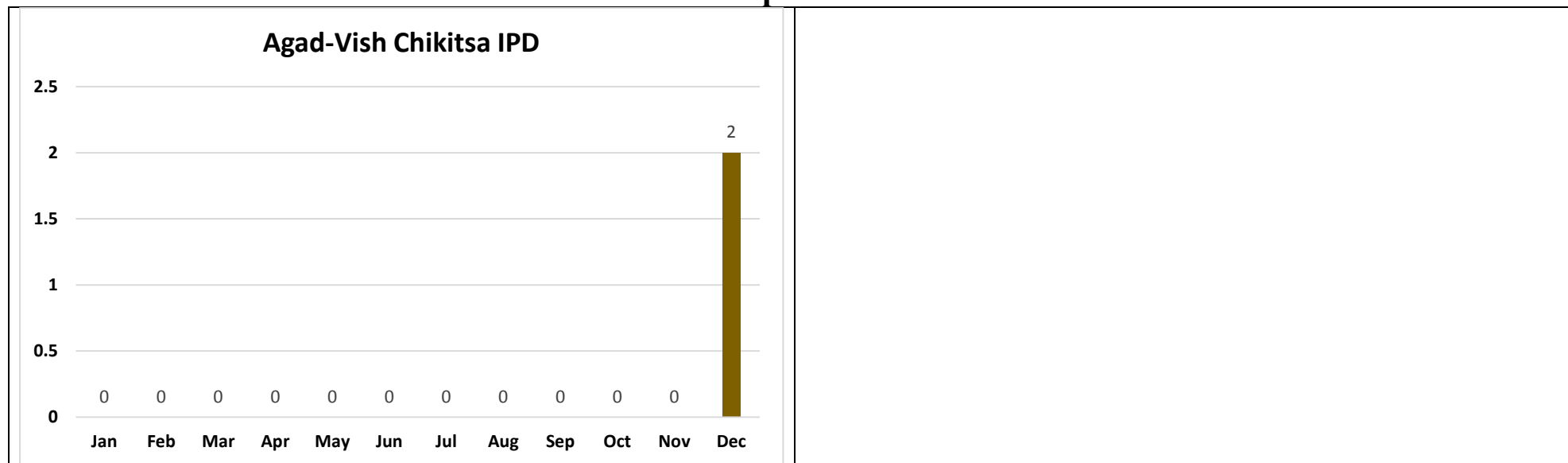


Kaumarbhritya (Balrog) IPD



Shri Lal Bahadur Shastri Smarak Government Ayurveda College, Handia, Prayagraj, U.P.

Hospital Statistics



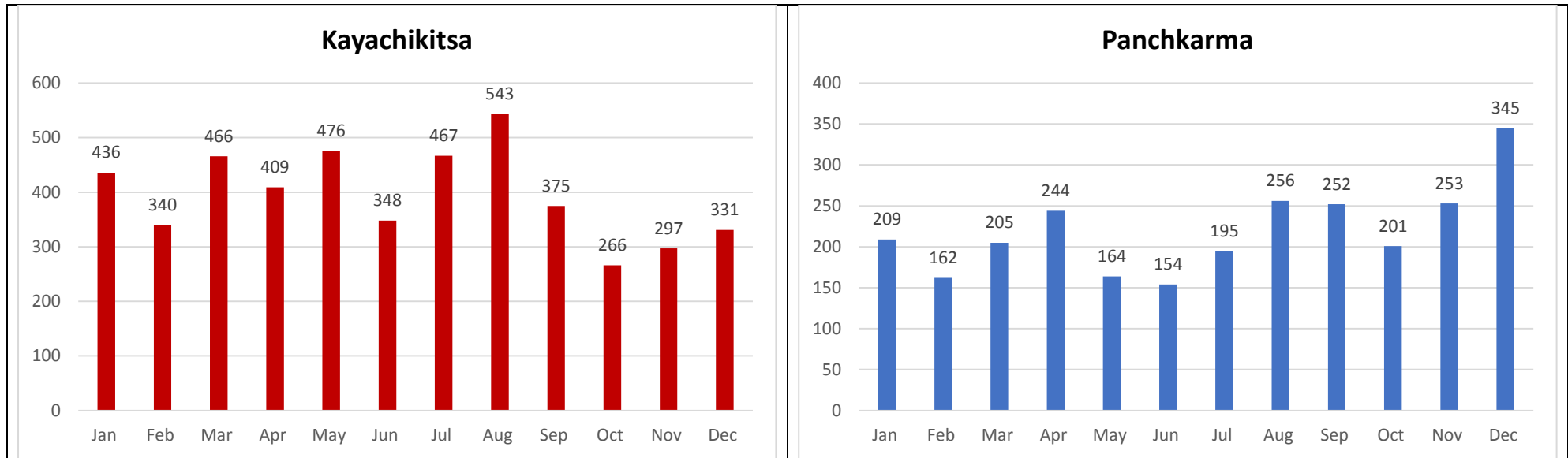
Shri Lal Bahadur Shastri Smarak Government Ayurveda College, Handia, Prayagraj, U.P.

Hospital Statistics

Details of Total Bed Days Occupied in the last calendar year (i.e. 1st Jan 2024 - 31st Dec 2024)

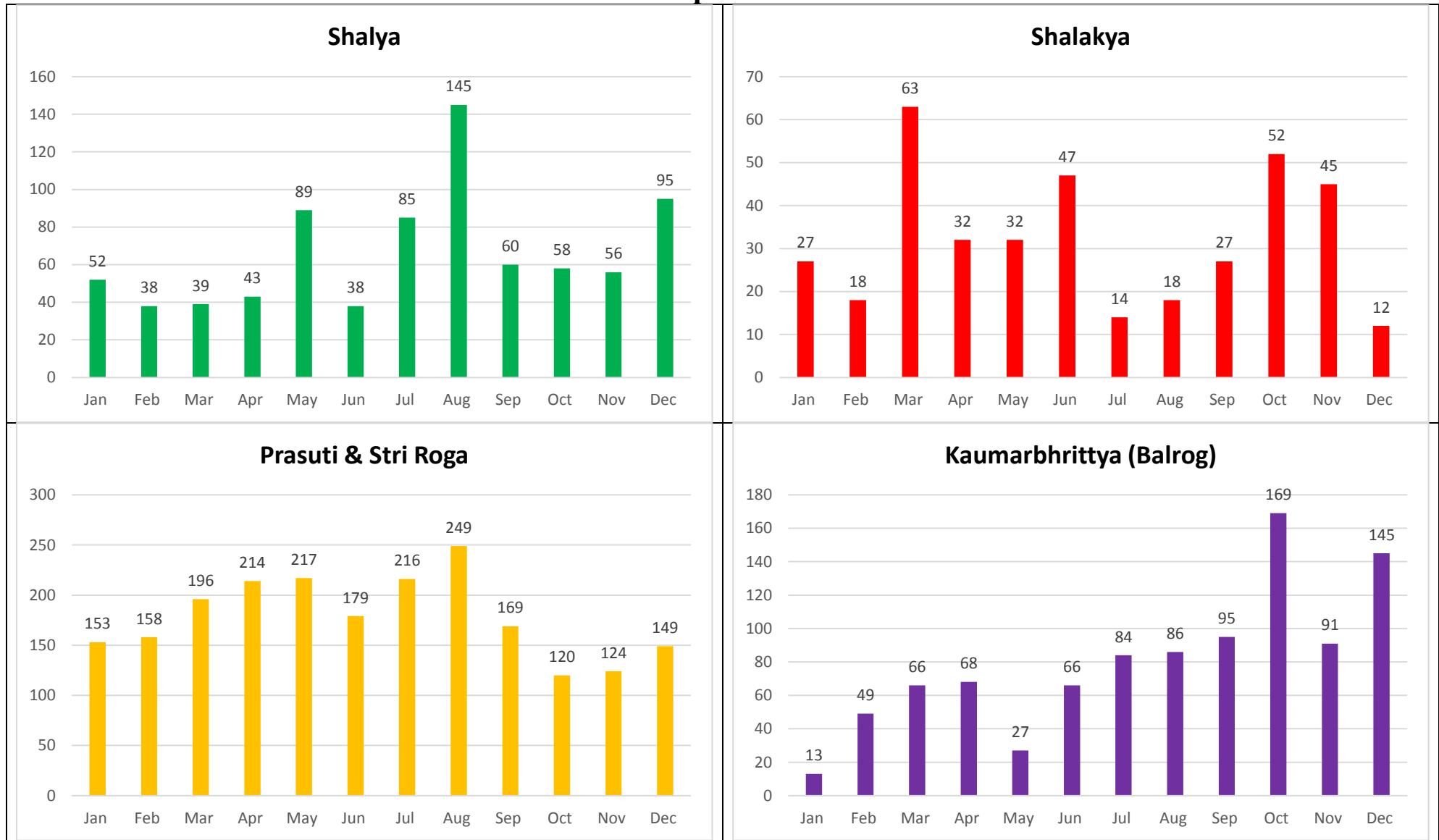
| S.No. | Name of the Departments | Jan | Feb | Mar | Apr | May | Jun | Jul | Aug | Sep | Oct | Nov | Dec | Dept. Total |
|-------|-------------------------|-----|-----|------|------|------|-----|------|------|-----|-----|-----|------|-------------|
| 1. | Kayachikitsa | 436 | 340 | 466 | 409 | 476 | 348 | 467 | 543 | 375 | 266 | 297 | 331 | 4754 |
| 2. | Panchkarma | 209 | 162 | 205 | 244 | 164 | 154 | 195 | 256 | 252 | 201 | 253 | 345 | 2640 |
| 3. | Shalya | 52 | 38 | 39 | 43 | 89 | 38 | 85 | 145 | 60 | 58 | 56 | 95 | 798 |
| 4. | Shalakya | 27 | 18 | 63 | 32 | 32 | 47 | 14 | 18 | 27 | 52 | 45 | 12 | 387 |
| 5. | Prasuti & Stri Roga | 153 | 158 | 196 | 214 | 217 | 179 | 216 | 249 | 169 | 120 | 124 | 149 | 2144 |
| 6. | Kaumarbhrittya (Balrog) | 13 | 49 | 66 | 68 | 27 | 66 | 84 | 86 | 95 | 169 | 91 | 145 | 959 |
| 7. | Agad-Vish Chikitsa | 00 | 00 | 00 | 00 | 00 | 00 | 00 | 00 | 00 | 00 | 00 | 12 | 12 |
| | Month Total | 890 | 765 | 1035 | 1010 | 1005 | 832 | 1061 | 1297 | 978 | 866 | 866 | 1089 | 11694 |

Grand Total: 11694

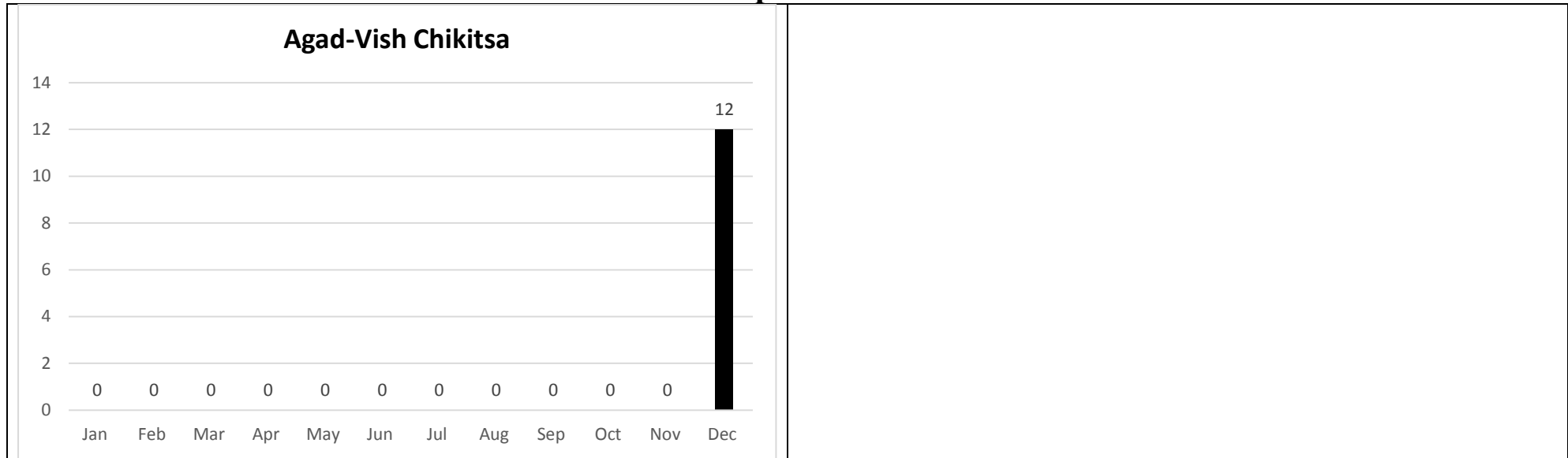


Shri Lal Bahadur Shastri Smarak Government Ayurveda College, Handia, Prayagraj, U.P.

Hospital Statistics



Shri Lal Bahadur Shastri Smarak Government Ayurveda College, Handia, Prayagraj, U.P.
Hospital Statistics



Shri Lal Bahadur Shastri Smarak Government Ayurveda College, Handia, Prayagraj, U.P. Hospital Statistics

Bed Distribution

| S.No. | Name of the Departments | No. of Existing beds |
|-------|-------------------------|----------------------|
| 1. | Kayachikitsa | 12 |
| 2. | Shalya | 12 |
| 3. | Shalakya | 06 |
| 4. | Prasuti & Stri Roga | 06 |
| 5. | Kaumarbhritya (Balrog) | 06 |
| 6. | Panchkarma | 15 |
| 7. | Agad-Vish Chikitsa | 03 |

| | |
|--|---|
| Other Data in the last calendar year (i.e.1st Jan 2024 - 31st Dec 2024) Number of procedures conducted in PTSR: 530 Total Number of operations : 136 Total number of patients treated by Kshar sutra application: 67 | Investigations Clinical Laboratory (Total : 5686) Total Number of Hematological Tests : 3159 Total Number of Bio-Chemical Tests : 1337 Total Number of Serological Test : 795 Total Number of Microbiological Tests : 395 |
|--|---|

Details of Karmas carried out in the last calendar year (i.e.1st Jan 2024 - 31st Dec 2024)

| S.No. | Karmas Carried Out | From OPD | From IPD | Total |
|-------|------------------------------------|----------|----------|-------|
| 1. | Snehan | 619 | 270 | 889 |
| 2. | Swedan | 619 | 270 | 889 |
| 3. | Vaman | 04 | 00 | 4 |
| 4. | Virechan | 00 | 00 | 0 |
| 5. | Basti | 00 | 157 | 157 |
| 6. | Nasya | 00 | 00 | 0 |
| 7. | Raktmokshan | 00 | 0 | 0 |
| 8. | Shirodhara | 00 | 00 | 0 |
| 9. | Shirobasti | 00 | 0 | 0 |
| 10. | Others | 00 | 00 | 0 |
| | Total number of Karmas carried out | 1242 | 697 | 1939 |